

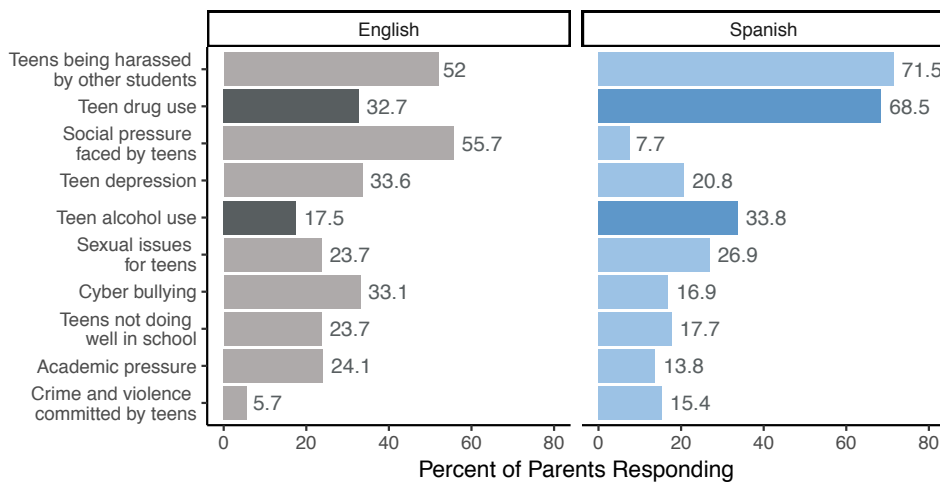
Hood River County Prevention Department 2017 Parent Survey

In August 2017, the Hood River County Prevention Department surveyed parents of students at Hood River Middle School and Wy'East Middle School. The purpose of the survey was to ask parents what they think about teen substance use. Many of the survey questions were based on surveys given to middle and high school students (the Oregon Healthy Teens Survey and the Oregon Student Wellness Survey). Before giving the surveys to parents at the middle schools, all of the questions were tested in both English and Spanish focus groups.

The surveys were completed on tablets during middle school registration, and parents could complete the survey in either English or Spanish. The survey was completed by 588 parents, 458 in English and 130 in Spanish. This report shows the results from the survey.

Parent Attitudes Toward Teen Substance Use

For all Hood River County students in grades 6 through 12, what are the three issues that concern you the most?



Source: Hood River County Prevention Department 2017 Parent Survey, n=586

Teen Drug and Alcohol Use Among Parent Concerns

Teen drug use is the **#2 concern** among parents who responded in Spanish and the **#5 concern** among parents who responded in English.

Teen alcohol use is the **#3 concern** among parents who responded in Spanish and the **#9 concern** among parents who responded in English.

8th graders have a good understanding of what parents think when they are asked about substance use by middle schoolers.

Students in 8th grade Parents of middle school students

Think their parents feel it would be wrong or very wrong for them to:	%	%	Feel it would be wrong or very wrong for their child to:
Drink beer, wine, or liquor regularly	93.0	97.9	Drink beer, wine, or hard liquor daily
Smoke cigarettes	98.5	98.4	Smoke cigarettes
Use marijuana	94.4	97.7	Smoke/consume marijuana

Source: 2017 Oregon Healthy Teens Survey, Hood River County SD; Hood River County Prevention Department 2017 Parent Survey n=561 for alcohol, 571 for cigarettes, and 574 for marijuana

99% of parents of middle schoolers say it would NOT be okay for their child to use alcohol or marijuana even if they don't use other drugs

99% of parents of middle schoolers do NOT allow their child to drink alcohol at home

Parent Perception of Teen Substance Use

In general, parents of middle schoolers think that more teens are using drugs and alcohol than teens say they are. When parents think that teen substance use is normal, it can lead to more teens using drugs and alcohol.

8th graders who have reported using the following substances in the last 30 days:

13.5%

Alcohol, including beer,
wine, and hard liquor

40% of parents surveyed
think this number is higher

8.9%

Marijuana

38% of parents surveyed
think this number is higher

10.4%

E-cigarettes or other
vaping product

32% of parents surveyed
think this number is higher

5.5%

Prescription drugs without a
doctor's order

59% of parents surveyed
think this number is higher

2.0%

Smoke cigarettes

78% of parents surveyed
think this number is higher

0.5%

Chewing tobacco

63% of parents surveyed
think this number is higher

Source: 2017 Oregon Healthy Teens Survey, Hood River County SD; Hood River County Prevention Department 2017 Parent Survey
n=541 for alcohol, 537 for marijuana, 531 for e-cigarettes, 545 for prescription drugs, 560 for cigarettes, and 547 for chewing tobacco

11th graders who have reported using the following substances in the last 30 days:

34.5%

Alcohol, including beer,
wine, and hard liquor

43% of parents surveyed
think this number is higher

24.2%

Marijuana

76% of parents surveyed
think this number is higher

11.4%

E-cigarettes or other
vaping product

64% of parents surveyed
think this number is higher

8.8%

Prescription drugs without a
doctor's order

47% of parents surveyed
think this number is higher

5.3%

Smoke cigarettes

93% of parents surveyed
think this number is higher

3.3%

Chewing tobacco

87% of parents surveyed
think this number is higher

Source: 2017 Oregon Healthy Teens Survey, Hood River County SD; Hood River County Prevention Department 2017 Parent Survey
n=534 for alcohol, 540 for marijuana, 535 for e-cigarettes, 542 for prescription drugs, 557 for cigarettes, and 546 for chewing tobacco

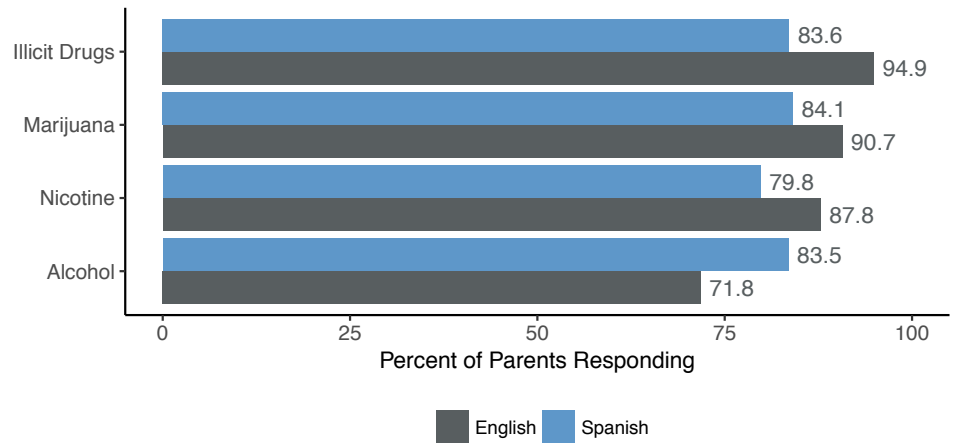
Parent Involvement in the Prevention of Teen Substance Use

Compared to parents who responded in English, parents who responded in Spanish are less likely to believe that they have an influence on their child's decision to use or not to use drugs. Most parents agree that using substances in front of children has negative consequences.

95% of parents who responded in English and **54%** of parents who responded in Spanish agree that they have an influence on their child's decision to use or not to use drugs

Parents who agree that using the following substances in front of children has negative consequences:

Source: Hood River County Prevention Department 2017 Parent Survey
n=566 for illicit drugs, 561 for marijuana, 560 for nicotine, and 559 for alcohol

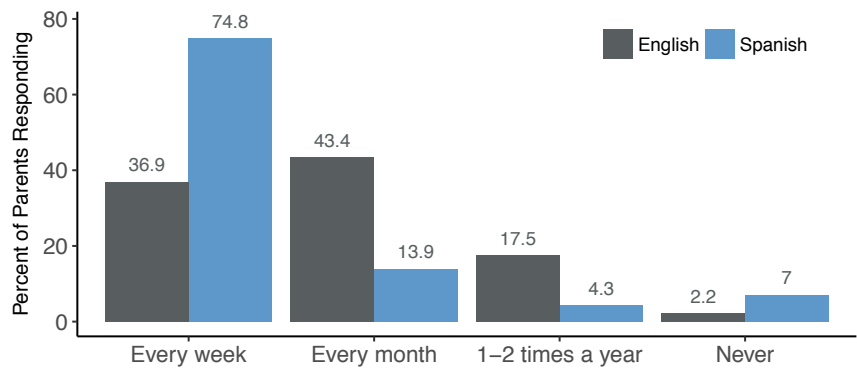


Talking About Substance Use

Parents who responded in Spanish tend to talk to their child about substance use more often than parents who responded in English.

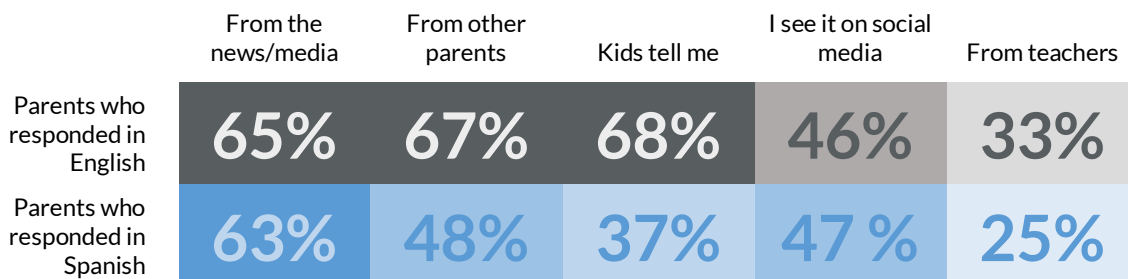
Compared to parents who responded in Spanish, more parents who responded in English get information about teen use of drugs and alcohol from other parents or from kids telling them.

How often do you talk to your child about NOT using alcohol, marijuana, inhalants, prescription drugs, over the counter drugs, or cocaine?



Source: Hood River County Prevention Department 2017 Parent Survey, n=567

Where do you get your information about teen use of drugs and alcohol?



Source: Hood River County Prevention Department Parent Survey 2017, n=561

Parent Knowledge and Attitudes about School Policies

Many parents think that the school should play a role in preventing the use of drugs and alcohol among teens, but fewer feel that their children are getting the education they need. Parents typically support school policies to reduce teen substance use, including mandatory random urine drug tests for high school students to participate in clubs and sports.

96%

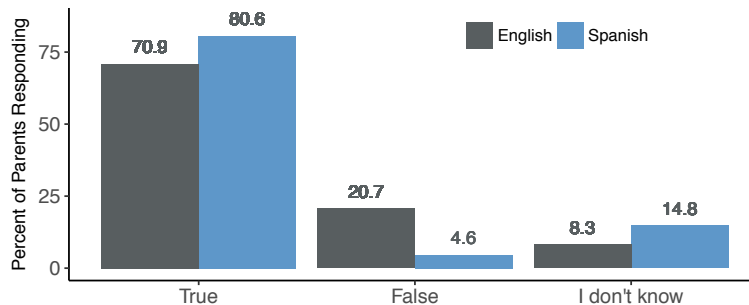
but only

47%

of parents believe that the school should play a role in alcohol and drug prevention through school policy
(96% English and 97% Spanish)

think that their children are getting enough education and information about how to prevent drinking and using drugs
(42% English and 67% Spanish)

True or False: I support the use of mandatory random urine drug tests for high school students to participate in clubs and sports.



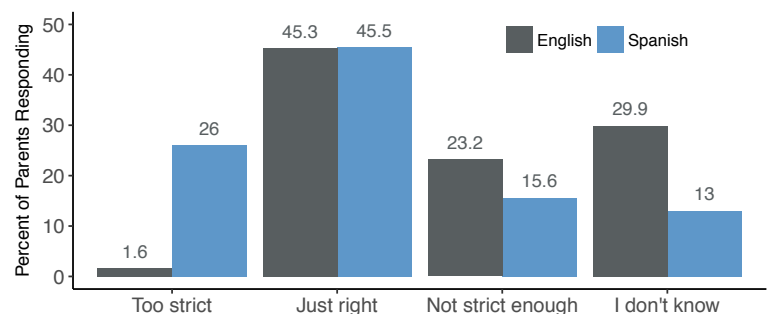
Source: Hood River County Prevention Department 2017 Parent Survey, n=552

Most parents say they know the school rules related to drugs and alcohol, but they have many different opinions about the consequences for violating school policies.

Among those parents who know the school rules:

I believe that the school consequences for violation of the drug and alcohol policy are:

71% of parents who responded in English and
73% of parents who responded in Spanish
say they know the school rules and consequences for carrying and using drugs and alcohol while at school and out of school



Source: Hood River County Prevention Department 2017 Parent Survey, n=388 (parents who said they knew the school rules about drugs and alcohol)

Educating Parents about Teen Substance Use

Many parents do not know who to contact at the school if they have questions about drugs or alcohol, and most say they would like to have more information about issues related to teen drug and alcohol use.

37% of parents do NOT know who to contact at the schools if they have questions about drugs or alcohol
 (35% of parents who responded in English and 45% of parents who responded in Spanish)

66%

of parents who responded in English and

say they would like to have more information about these issues

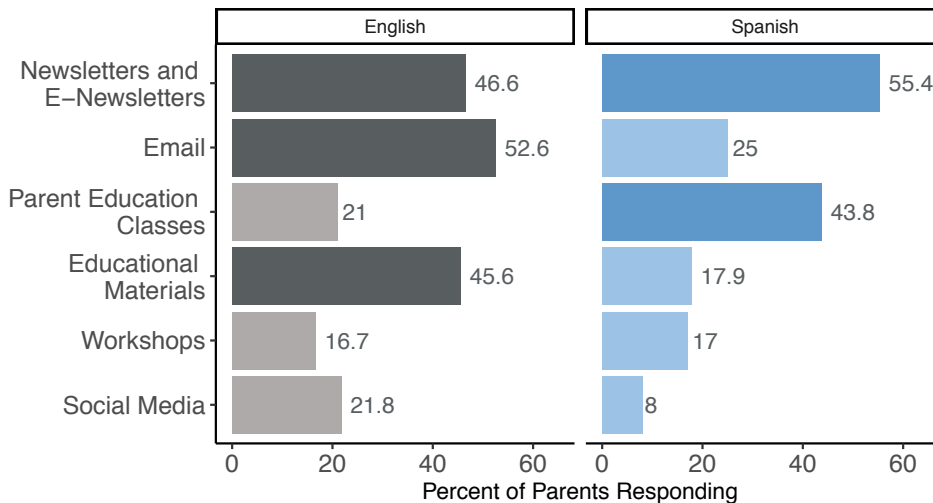
95%

of parents who responded in Spanish



How would you like to receive this information?

Source: Hood River County Prevention Department 2017 Parent Survey, n=483



Parents who responded in English said they want more emails, newsletters, and educational materials.

Parents who responded in Spanish said they want more newsletters and parent education classes.